

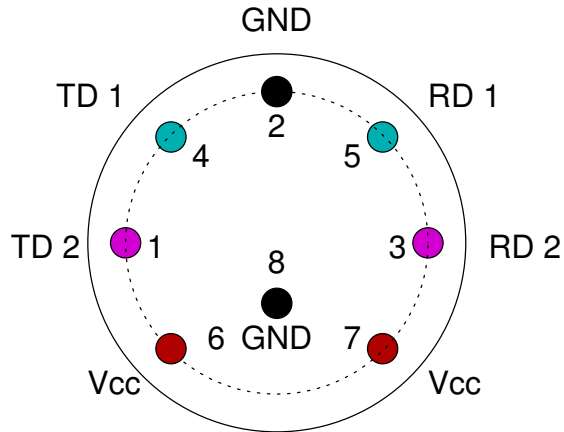
RS232 connector at Zeiss Elta tachymeter

RS232 Buchsenbelegung an Zeiss Elta Tachymetern

Peter Apian-Bennewitz, March 2016

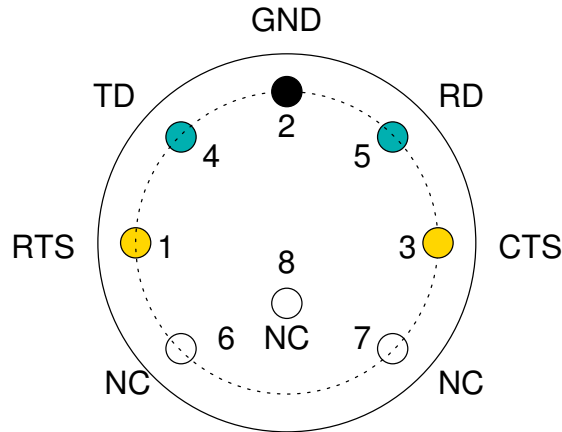


Zeiss Elta 3

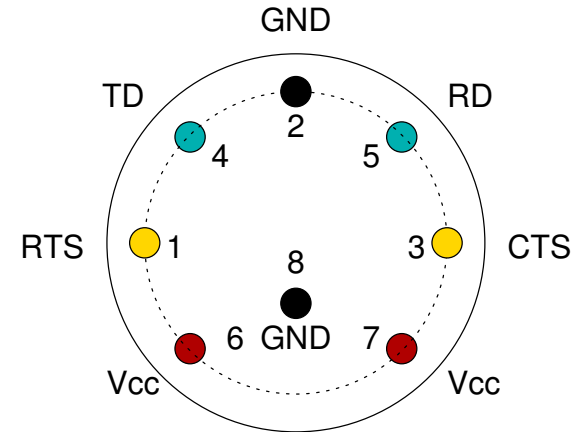


pins 6,7,8 are not present on older models

Zeiss Rec Elta RL



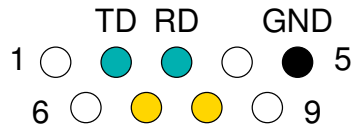
Zeiss Elta S20



all sockets: DIN41524, 5 or 8 pin, viewed onto connector at Elta, according to manuals

matching RS232/9pin PC connector

sub-d, 9pin, female connector



CTS RTS

RTS/CTS HW-handshake is optional and has not been tested with Eltas here so far.



original plug for a RecElta-RL, with metal housing, a standard plug, also available in plastic version

all information believed to be correct, but **supplied without any warranty.**

www.pab-opto.de